

SEMI GRAIN AND PUP TRAILER BOX DETAIL SHEET

Please complete form thoroughly.

Missing information may delay order processing.

Date: _____

ACI Sales Representative: _____

Phone 800-233-4655

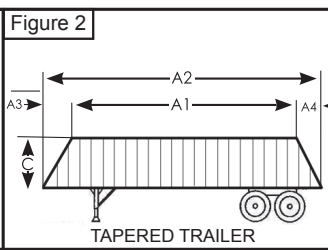
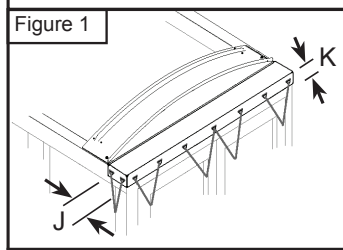
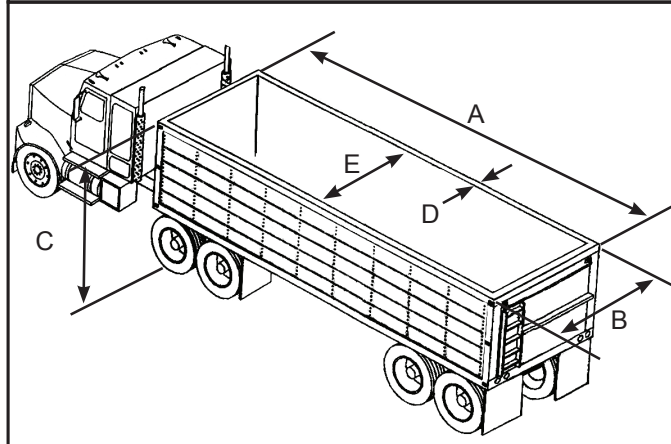
Fax 800-592-4460

Email orderdesk@agricover.com

Mail PO BOX 508

Jamestown, ND 58402

NOTE: Accurate PHYSICAL measurements are ESSENTIAL for proper tarp fit. Always use actual tape measurements. NEVER RELY ON UNIVERSAL BOX SIZES.



To measure radius corners, place a **carpenter's square** on the front radius of the trailer. Measure at the point where the radius starts to arch around the front of the trailer.

BOX MEASUREMENTS

A _____ Top Box Length (For Tapered Trailer, give A1, A2, A3 and A4)
 A1 _____ Tapered Top Length A3 _____ Front
 A2 _____ Tapered Lower Length A4 _____ Rear
 B _____ Front Top Box Width Center Rear
 C _____ Box Height (from ground)
 D _____ Top Rail Width
 E _____ Inside Box Width

CORNER CONFIGURATION

Square Diagonal Radius (additional cost)
 F _____ Outside Corner Radius (needed on all radius fronts)
 G _____ Flat Across Front
 H _____ Flat Across Diagonal
 I _____ Diagonal Depth

*Optional Items are additional cost
 ** 22 oz. fabric available in Black, White, Gray, Blue, Red only.

CONTACT INFORMATION

Name _____
 Address _____
 City _____ State _____ Zip _____
 Phone _____ Fax _____
 Box/Trailer Make & Year _____

TYPE OF TRAILER BOX & TARP SYSTEM

EZ-LOC, AUTOLOCK & ROLTEC systems up to 53' long
 Semi Trailer Pup Trailer Manual Electric
 ROLTEC Side Locking AUTOLOCK Electric Tarp
 EZ-LOC Roll-Up Tarp AUTOLOCK Electric Tarp SST
 EZ-LOC Roll-Up Tarp SST Cab Operated Electric
 Command Station Command-10 Remote

OPTIONS

BOWS Add Bows* Qty. _____ Do Not Add Bows
 Add HD Aluminum Bows* Qty. _____
END CAPS Standard kit comes with Galvanized Standard 7" Rise End Caps. Please specify if you would like different end caps.

Material	Rise	Front	Rear
<input type="checkbox"/> Galvanized	<input type="checkbox"/> 7"	<input type="checkbox"/> Top Mount	<input type="checkbox"/> Top Mount
<input type="checkbox"/> Aluminum	<input type="checkbox"/> 12"	<input type="checkbox"/> Side Mount	<input type="checkbox"/> Side Mount
<input type="checkbox"/> Stainless Steel			

On ROLTEC Tarp Orders, Select Depth of End Caps:
 10" Deep Standard 14" Deep Option*
On EZ-LOC Tarp Orders Add Bolt-On End Cap Bracket:
 No Yes*
Quick Release End Cap Bracket Option*
 Yes No (available in Galvanized or Aluminum only)
Rear Filler Option* (see Figure 1)
 J _____ Dimension of filler from back of gate to front of hinge pin where end cap will set (inches)
 K _____ Dimension of drop (inches)

TARP FABRIC 18 oz. 22 oz.** Mesh
(Available in black only)
TARP COLOR Standard kit comes with a black tarp.
 Please specify if you would like a different color.
 Black** White** Gray** Green Blue**
 Orange Red** Brown Yellow
 Optional* 18 oz. Multi-Color (Please select 2 colors above)

Notes/Additional Part Numbers:

By submitting this order, I accept the terms and conditions of Agri-Cover, Inc.

NO RETURNS